


Easy CramBible Lab



9A0-036

Adobe PhotoShop CS ACE Exam

**** Single-user License ****

This copy can be only used by yourself for educational purposes

Web: <http://www.crambible.com/>

E-mail: web@crambible.com

Important Note
Please Read Carefully**Study Tips**

This product will provide you questions and answers along with detailed explanations carefully compiled and written by our experts. Try to understand the concepts behind the questions instead of cramming the questions.

Go through the entire document at least twice so that you make sure that you are not missing anything.

Latest Version

We are constantly reviewing our products. New material is added and old material is revised. Free updates are available for 90 days after the purchase. You should check your member zone at CramBible an update 3-4 days before the scheduled exam date.

Here is the procedure to get the latest version:

1. Go to www.CramBible.com
2. Click on Member zone/Log in
3. The latest versions of all purchased products are download from here. Just click the links.

For most updates, it is enough just to print the new questions at the end of the new version, not the whole document.

Feedback

Feedback on specific questions should be send to web@CramBible.com. You should state: Exam number and version, QUESTION NO number, and login ID.

Our experts will answer your mail promptly.

Copyright

Each pdf file contains a unique serial number associated with your particular name and contact information for security purposes. So if we find out that a particular pdf file is being distributed by you, CramBible reserves the right to take legal action against you according to the International Copyright Laws.

THE TOTAL NUMBER OF QUESTIONS IS 148**QUESTION NO 1:**

Which layer parameter can be saved when creating a Layer Comp?

A.layer styles B.layer opacity C.layer stacking order D.layer blending mode

Answer: A

QUESTION NO 2:

Which items are saved as part of a workspace?

A.tool settings and palette positions B.tool settings and keyboard shortcuts C.palette positions and keyboard shortcuts D.the positions of all open palettes and the toolbox

Answer: D

QUESTION NO 3:

Which parameter can you monitor in the Status Bar?

A.the name of the active layer B.the document's color profile C.the name of the active document D.the document's modification date

Answer: B

QUESTION NO 4:

You want to paint a layer by using the Brush tool with an opacity setting of 50%. Where do you change the opacity setting?

A.Status Bar B.Layer palette C.Brushes palette D.Tool Options Bar

Answer: D

You have created several custom contours for Drop Shadow effects. You want to save the custom contours as a set while maintaining the default contours. What should you do?

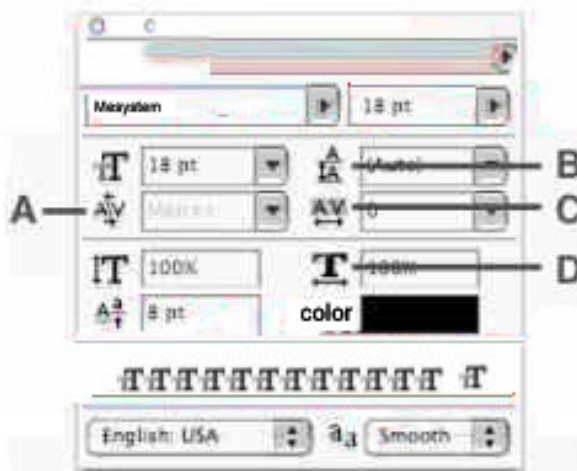
A.from the Styles palette menu, choose Save Styles
B.from the Layer palette menu, choose New Layer Set

C.in the Preset Manager dialog box, select the contours and click on Save Set
 D.while editing contours in the Layer Style dialog box, choose Save Contours from the fly-out menu.

Answer: C

QUESTION NO 6:

Exhibit.



Which Character palette option controls kerning?

- A.A
- B.B

D.D Answer: A

QUESTION NO 7:

You have selected the Type tool. You want to create a new type layer overlapping a previous one. What should you do?

- A.double click with the Type tool
 - B.hold down the Shift key as you click with the Type tool
- Answer: B

QUESTION NO 8:

Exhibit.



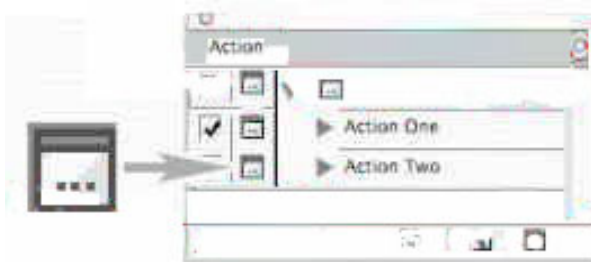
You have created type on a path. You want to move the type along the path. Which tool (s) should you use to drag the type?

A.Move tool B.Path Type tool C.Horizontal or Vertical Type tool D.Path Selection or Direct Selection tool

Answer: D

QUESTION NO 9:

Exhibit.



In the exhibit, what does the icon on the left indicate?

A.that the action is currently being recorded B.that all the steps in the action offer the user a dialog box C.that one or more, but not all, steps in the action offer the user a dialog box D.that the action is currently paused in playback, waiting for a response from the user

Answer: C

QUESTION NO 10:

You are applying an action to a group of images using the Batch command. The action contains a SaveAs TIFF command, with specific options chosen. You want the processed files to be saved with those options, but to be renamed. Which two options in the Batch dialog box should you choose? (Choose two.)

- A.Batch Rename
- B.Destination: Folder
- C.Include All Subfolders
- D.Destination: Save and Close
- E.Override Action "Save As" Commands

Answer: AB

QUESTION NO 11:

You are recording an action. During its playback, you want an image's magnification to be adjusted to fit the image on screen. What should you do?

- A.choose View > Fit on Screen
- B.when you get to the point for the magnification change, choose View > Fit on Screen
- C.use the Insert Menu Item command from the Action palette menu, then choose View > Actual Pixels
- D.Use the Insert Menu Item command from the Action palette menu, then choose View > Fit on Screen

Answer: D

QUESTION NO 12:

Exhibit.



The three images in the exhibit were scanned together. You apply the File>Automate>Crop and Straighten Photos command.